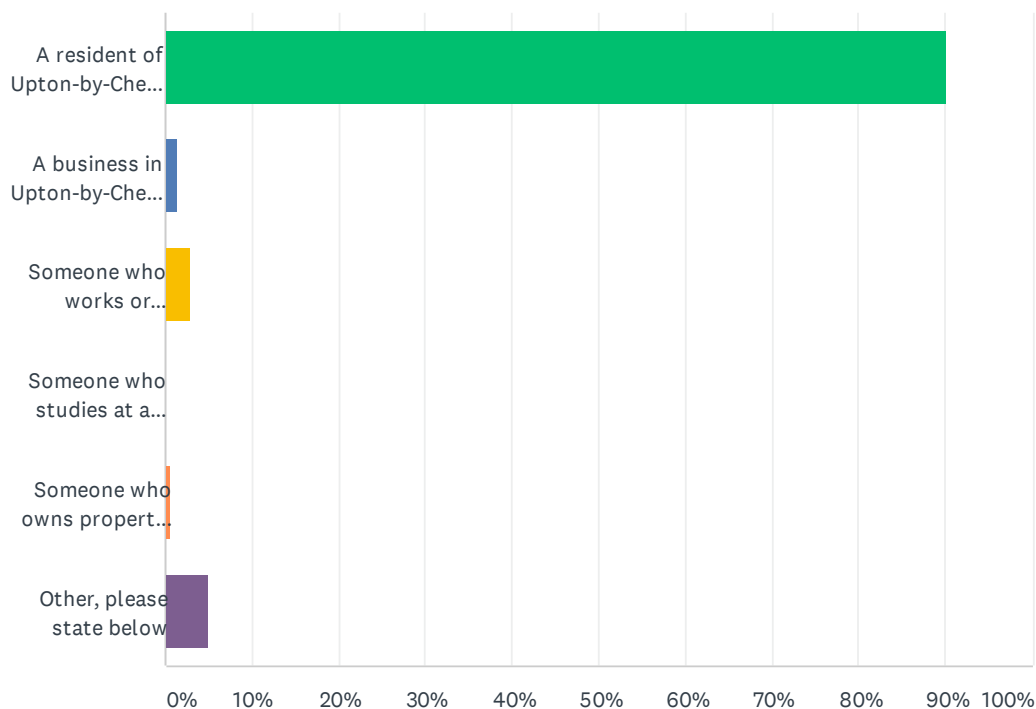


Q1 Are you responding as...? Please select one option that best describes who you are

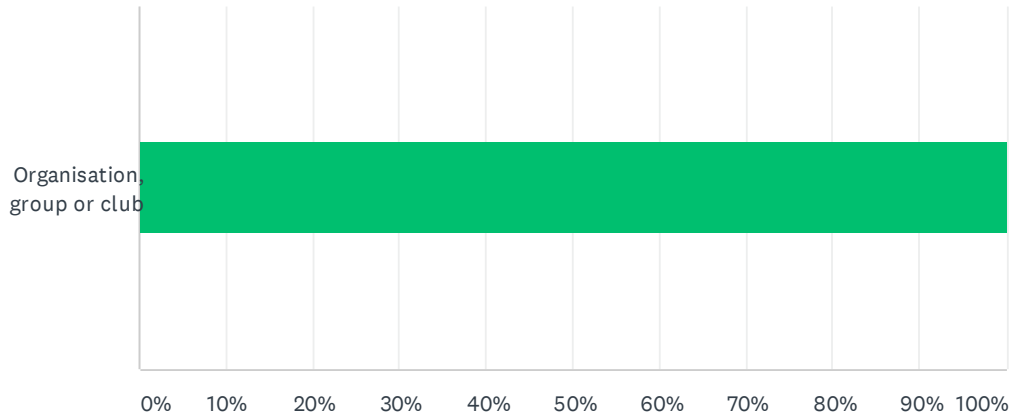
Answered: 283 Skipped: 1



ANSWER CHOICES	RESPONSES	
A resident of Upton-by-Chester & District	90.11%	255
A business in Upton-by-Chester & District	1.41%	4
Someone who works or volunteers in Upton-by-Chester & District	2.83%	8
Someone who studies at a school in Upton-by-Chester & District	0.00%	0
Someone who owns property in Upton-by-Chester & District	0.71%	2
Other, please state below	4.95%	14
TOTAL		283

Q2 If you are responding on behalf of an organisation, group or club, please tick the box and state Your Name, Position, and the Name & Postcode of the organisation, group or club below.

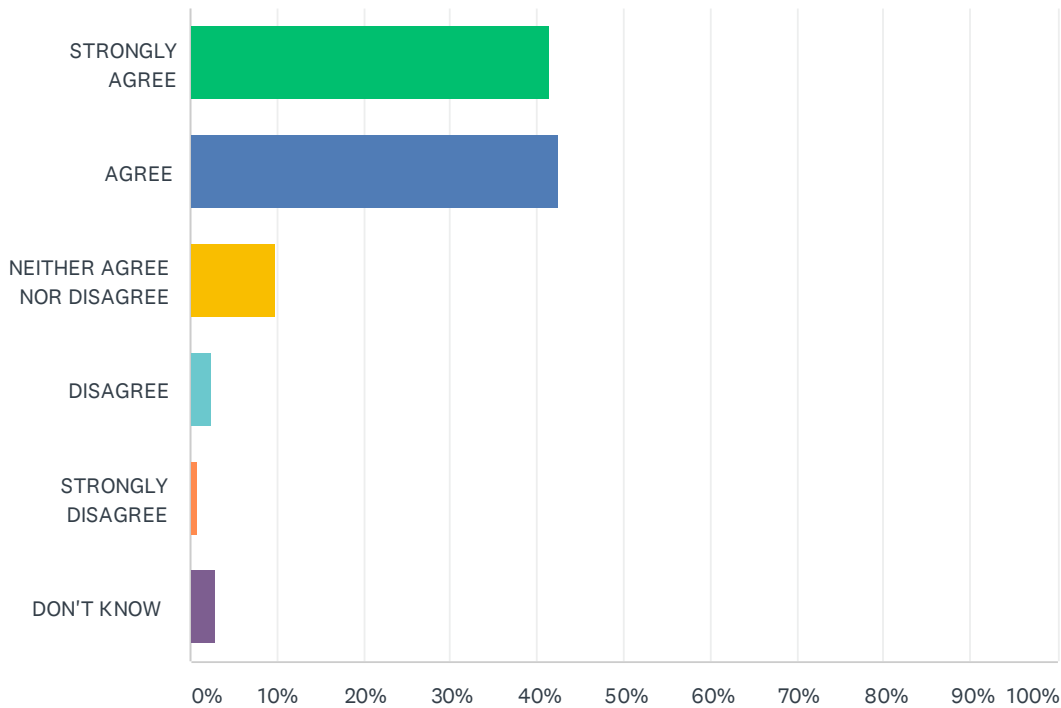
Answered: 12 Skipped: 272



ANSWER CHOICES	RESPONSES
Organisation, group or club	100.00% 12
Total Respondents: 12	

Q3 Generally speaking, to what extent do you agree or disagree with the proposed Policy S1 on Sustainable construction? Please select one option

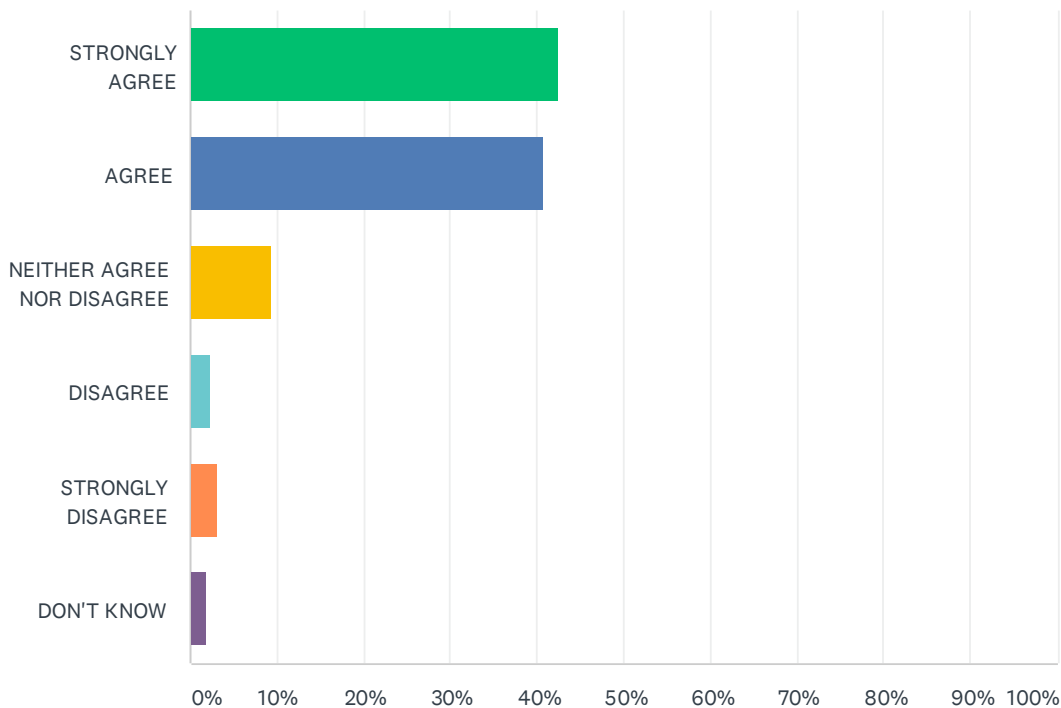
Answered: 236 Skipped: 48



ANSWER CHOICES	RESPONSES	
STRONGLY AGREE	41.53%	98
AGREE	42.37%	100
NEITHER AGREE NOR DISAGREE	9.75%	23
DISAGREE	2.54%	6
STRONGLY DISAGREE	0.85%	2
DON'T KNOW	2.97%	7
TOTAL		236

Q4 Generally speaking, to what extent do you agree or disagree with the proposed Policy S2 on Renewable energy generation? Please select one option

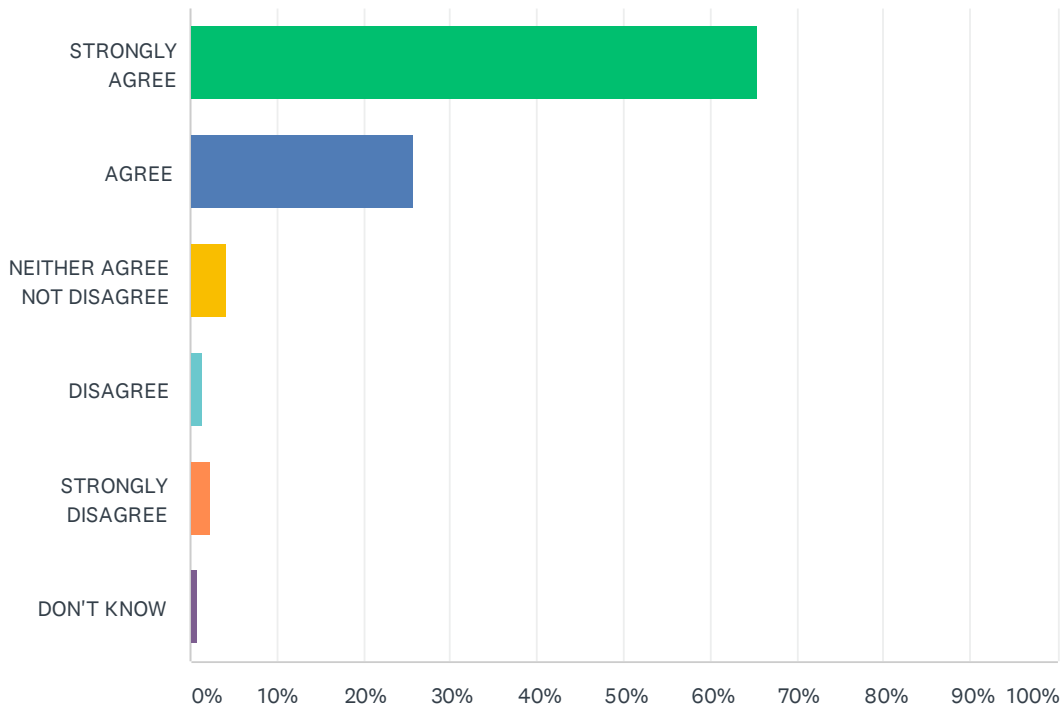
Answered: 221 Skipped: 63



ANSWER CHOICES	RESPONSES	
STRONGLY AGREE	42.53%	94
AGREE	40.72%	90
NEITHER AGREE NOR DISAGREE	9.50%	21
DISAGREE	2.26%	5
STRONGLY DISAGREE	3.17%	7
DON'T KNOW	1.81%	4
TOTAL		221

Q5 Generally speaking, to what extent do you agree or disagree with the proposed Policy PC1 on Protecting and enhancing heritage assets? Please select one option

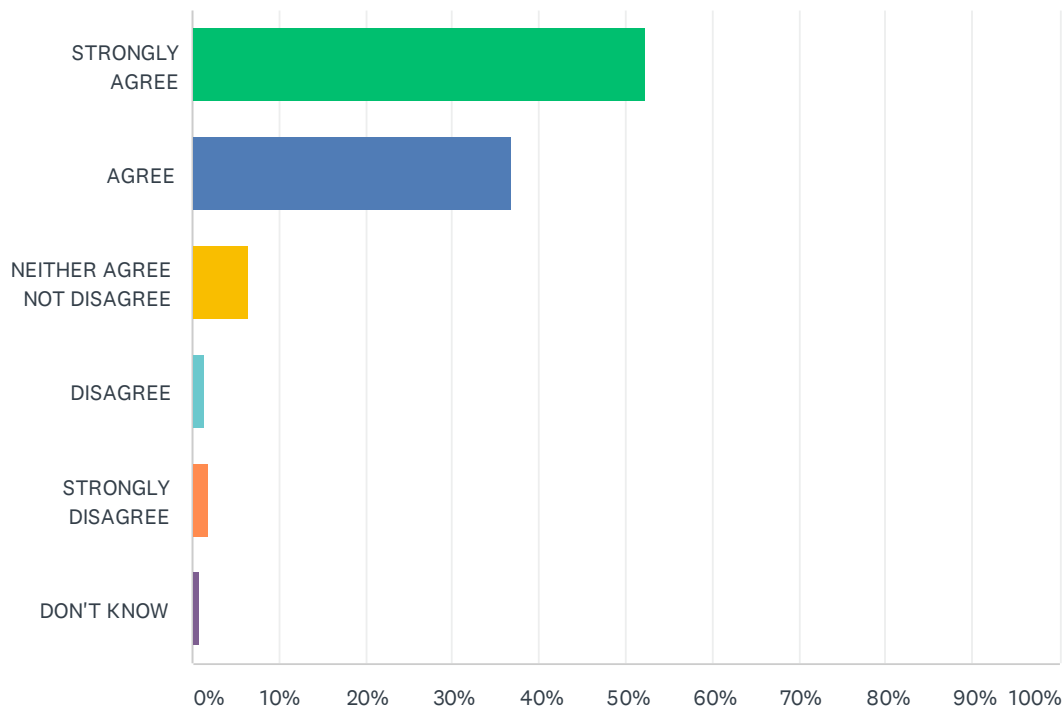
Answered: 217 Skipped: 67



ANSWER CHOICES	RESPONSES	
STRONGLY AGREE	65.44%	142
AGREE	25.81%	56
NEITHER AGREE NOT DISAGREE	4.15%	9
DISAGREE	1.38%	3
STRONGLY DISAGREE	2.30%	5
DON'T KNOW	0.92%	2
TOTAL		217

Q6 Generally speaking, to what extent do you agree or disagree with the proposed Policy PC2 on Preserving local character and distinctiveness? Please select one option

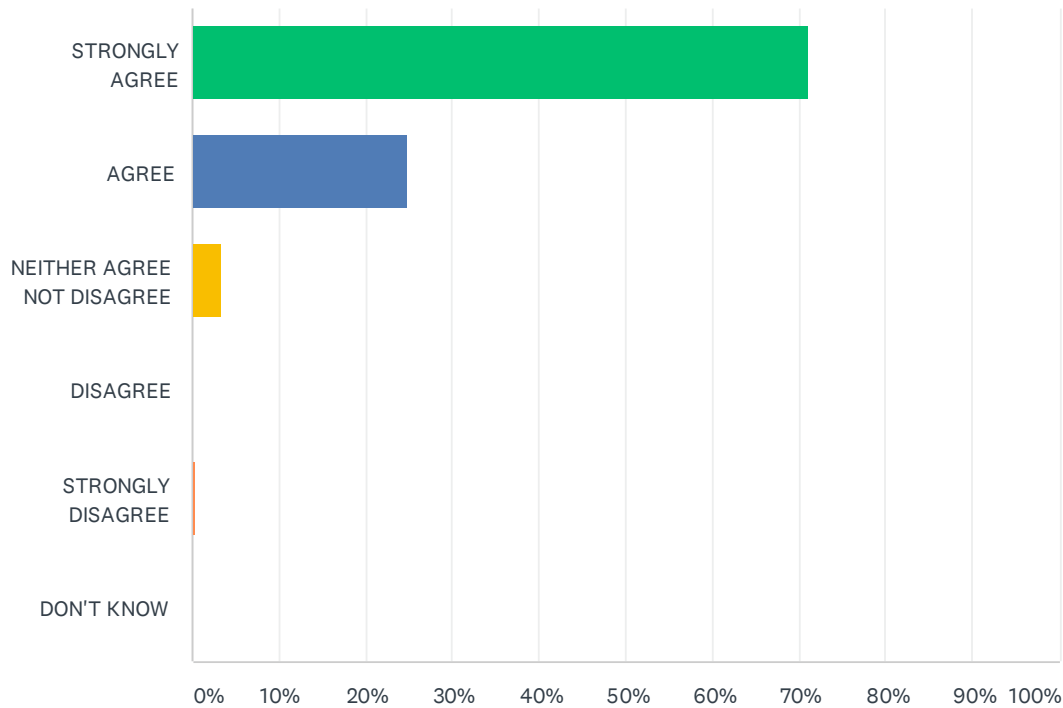
Answered: 214 Skipped: 70



ANSWER CHOICES	RESPONSES	
STRONGLY AGREE	52.34%	112
AGREE	36.92%	79
NEITHER AGREE NOT DISAGREE	6.54%	14
DISAGREE	1.40%	3
STRONGLY DISAGREE	1.87%	4
DON'T KNOW	0.93%	2
TOTAL		214

Q7 Generally speaking, to what extent do you agree or disagree with the proposed Policy PC3 on Landscape and Recreational Spaces? Please select one option

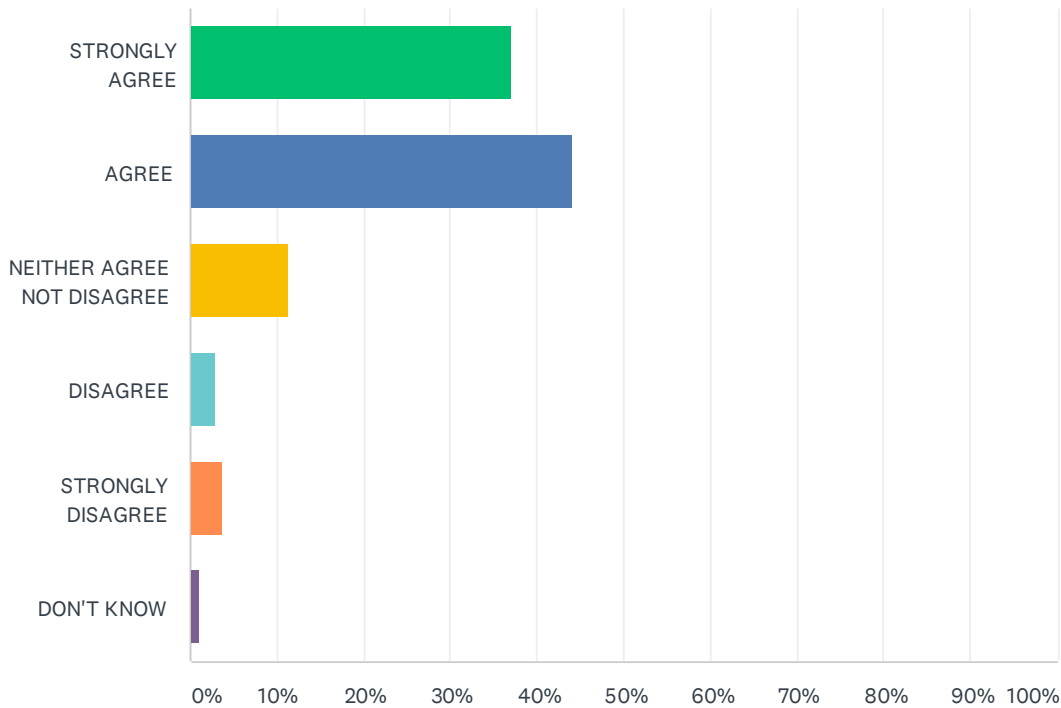
Answered: 212 Skipped: 72



ANSWER CHOICES	RESPONSES	
STRONGLY AGREE	71.23%	151
AGREE	25.00%	53
NEITHER AGREE NOT DISAGREE	3.30%	7
DISAGREE	0.00%	0
STRONGLY DISAGREE	0.47%	1
DON'T KNOW	0.00%	0
TOTAL		212

Q8 Generally speaking, to what extent do you agree or disagree with the proposed Policy H1 on Scale of Housing Development? Please select one option

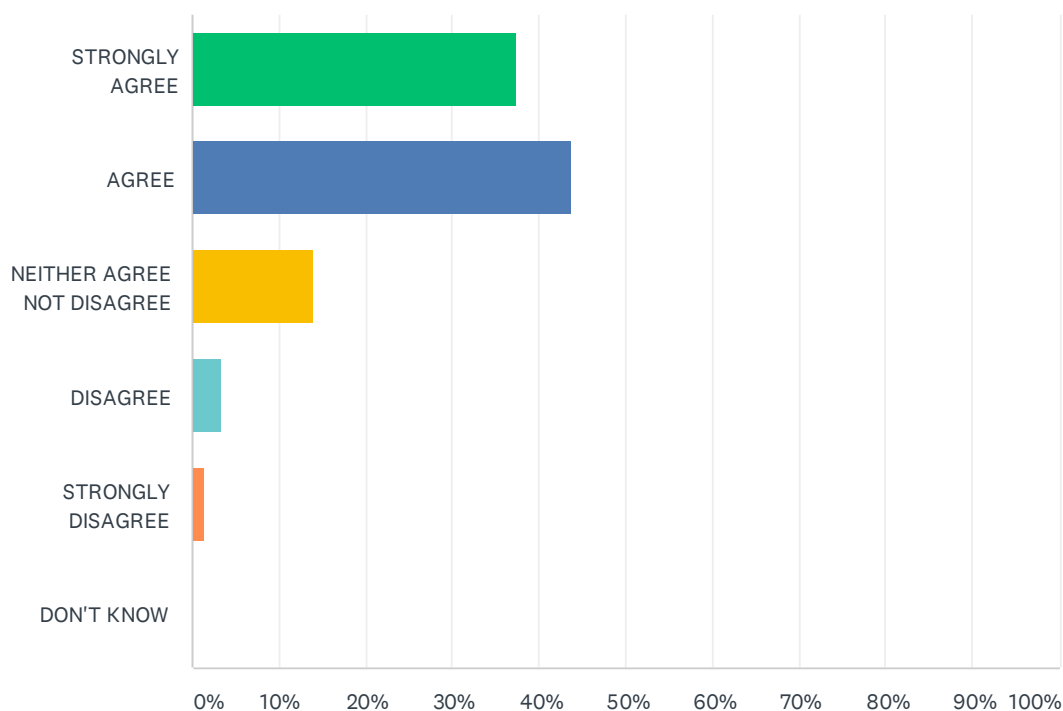
Answered: 211 Skipped: 73



ANSWER CHOICES	RESPONSES	
STRONGLY AGREE	36.97%	78
AGREE	44.08%	93
NEITHER AGREE NOT DISAGREE	11.37%	24
DISAGREE	2.84%	6
STRONGLY DISAGREE	3.79%	8
DON'T KNOW	0.95%	2
TOTAL		211

Q9 Generally speaking, to what extent do you agree or disagree with the proposed Policy H2 on Mix of Housing Types? Please select one option

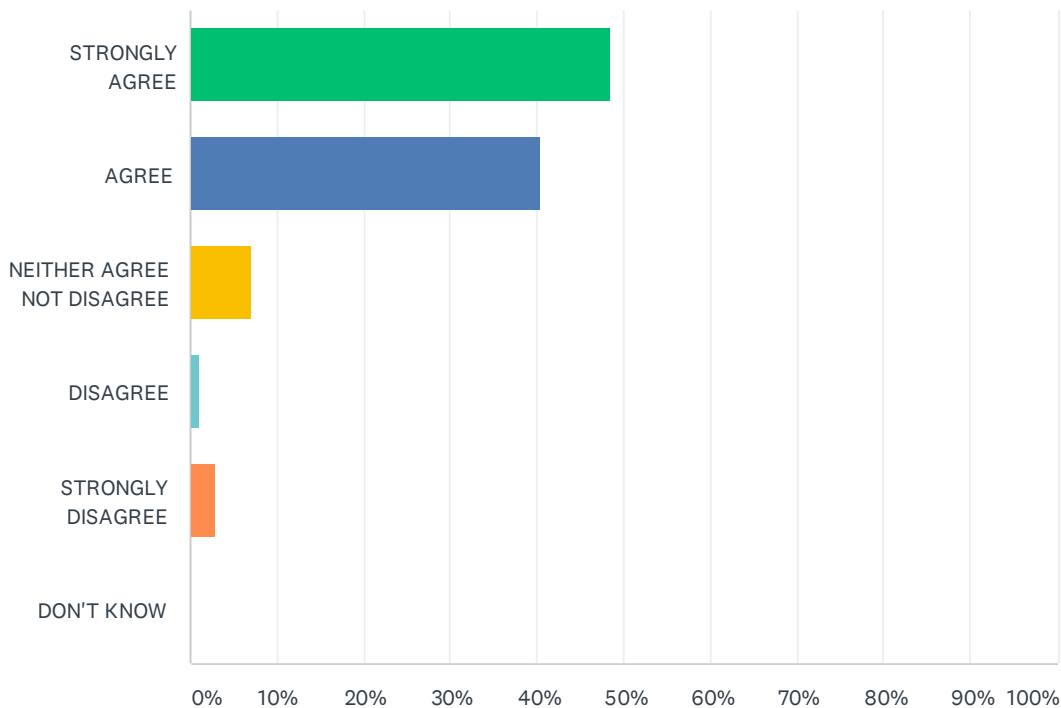
Answered: 208 Skipped: 76



ANSWER CHOICES	RESPONSES	
STRONGLY AGREE	37.50%	78
AGREE	43.75%	91
NEITHER AGREE NOT DISAGREE	13.94%	29
DISAGREE	3.37%	7
STRONGLY DISAGREE	1.44%	3
DON'T KNOW	0.00%	0
TOTAL		208

Q10 Generally speaking, to what extent do you agree or disagree with the proposed Policy H3 on Design of Housing Development? Please select one option

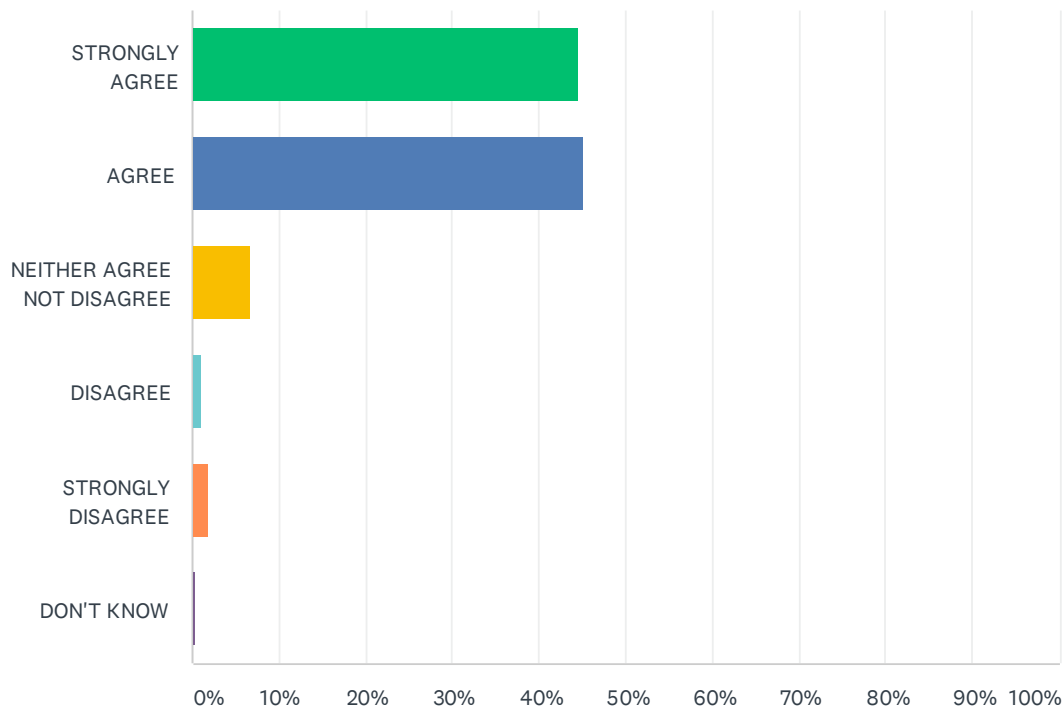
Answered: 208 Skipped: 76



ANSWER CHOICES	RESPONSES	
STRONGLY AGREE	48.56%	101
AGREE	40.38%	84
NEITHER AGREE NOT DISAGREE	7.21%	15
DISAGREE	0.96%	2
STRONGLY DISAGREE	2.88%	6
DON'T KNOW	0.00%	0
TOTAL		208

Q11 Generally speaking, to what extent do you agree or disagree with the proposed Policy LSF1 on Provision of Services and Facilities? Please select one option

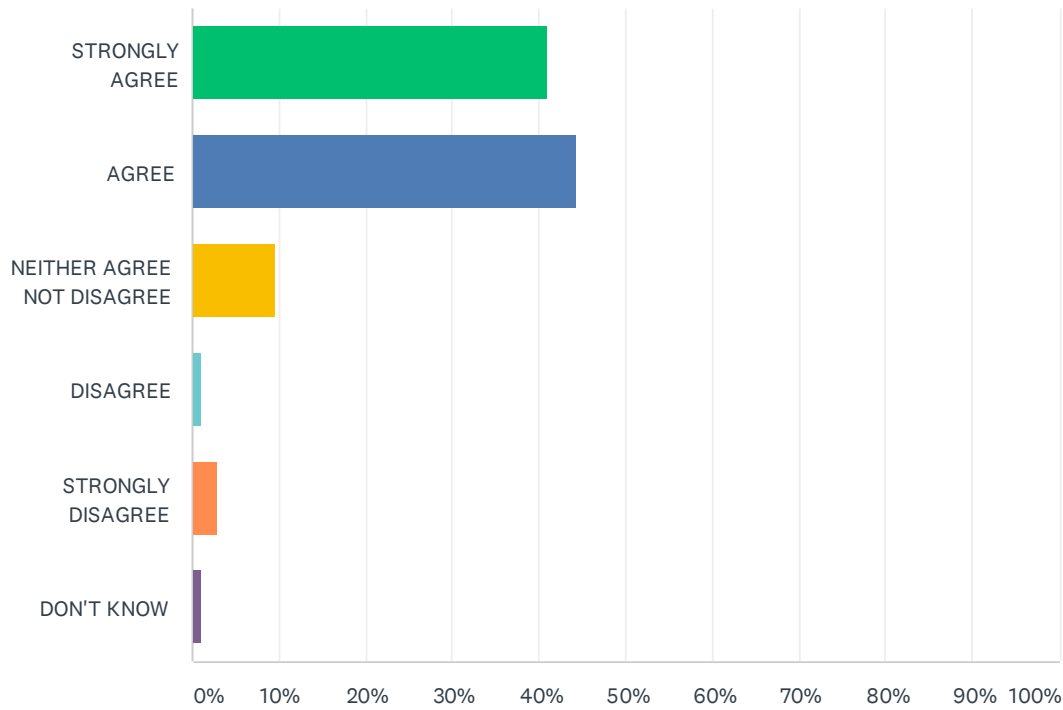
Answered: 206 Skipped: 78



ANSWER CHOICES	RESPONSES	
STRONGLY AGREE	44.66%	92
AGREE	45.15%	93
NEITHER AGREE NOT DISAGREE	6.80%	14
DISAGREE	0.97%	2
STRONGLY DISAGREE	1.94%	4
DON'T KNOW	0.49%	1
TOTAL		206

Q12 Generally speaking, to what extent do you agree or disagree with the proposed Policy LSF2 on Change of Use or Redevelopment of Facilities for Community Services? Please select one option

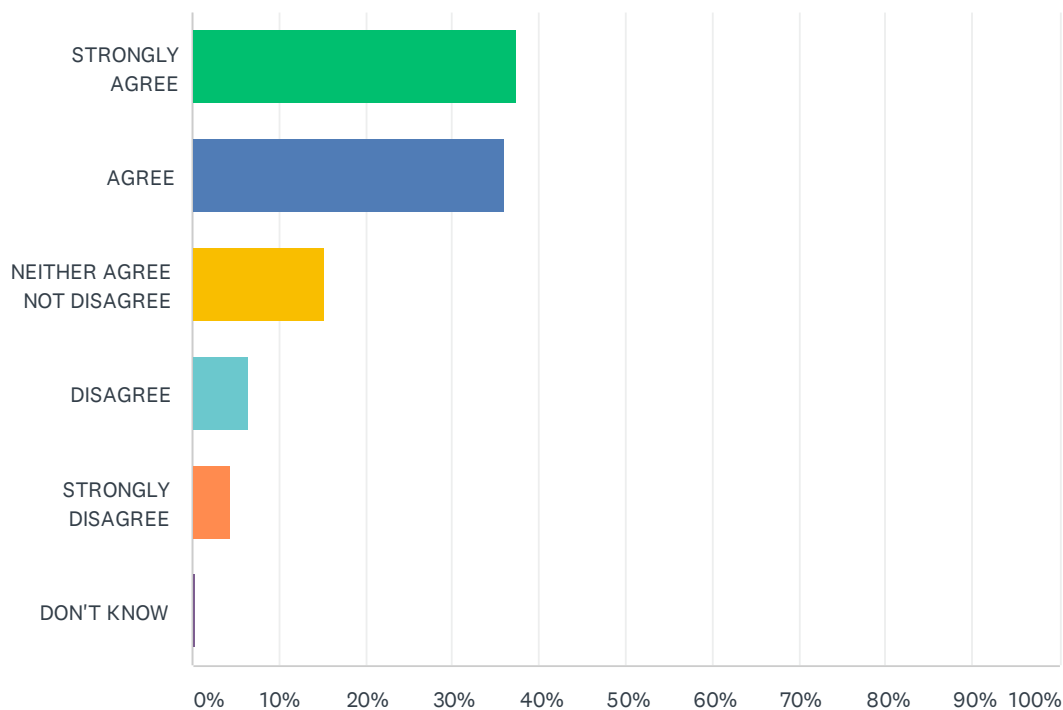
Answered: 207 Skipped: 77



ANSWER CHOICES	RESPONSES	
STRONGLY AGREE	41.06%	85
AGREE	44.44%	92
NEITHER AGREE NOT DISAGREE	9.66%	20
DISAGREE	0.97%	2
STRONGLY DISAGREE	2.90%	6
DON'T KNOW	0.97%	2
TOTAL		207

Q13 Generally speaking, to what extent do you agree or disagree with the proposed Policy T1 on Sustainable Transport? Please select one option

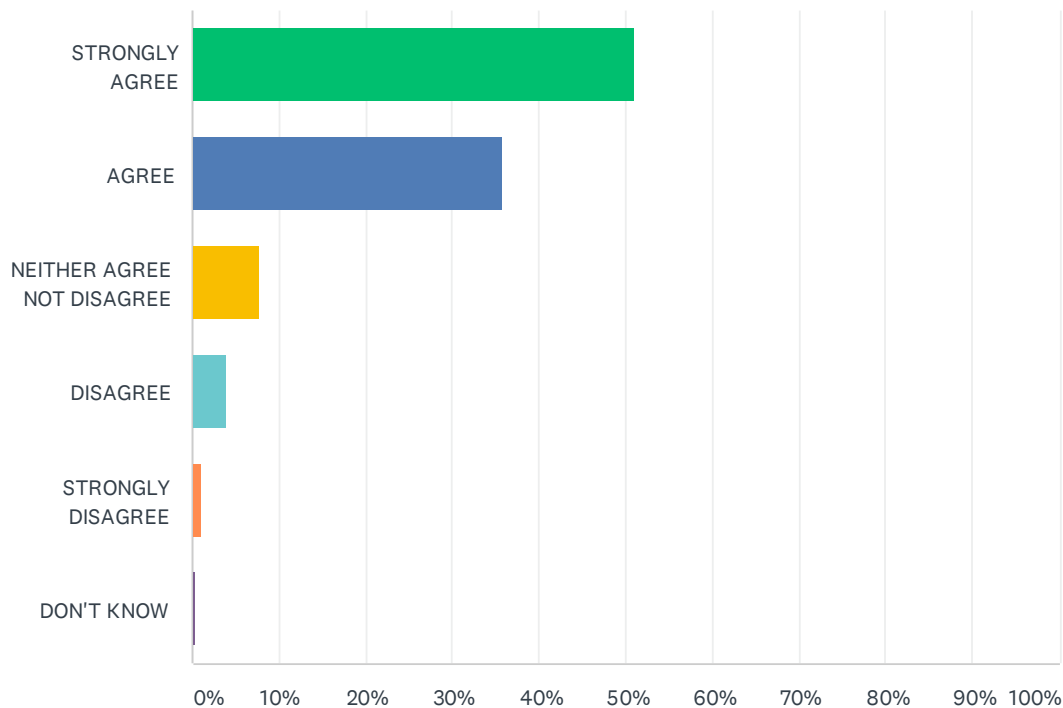
Answered: 203 Skipped: 81



ANSWER CHOICES	RESPONSES	
STRONGLY AGREE	37.44%	76
AGREE	35.96%	73
NEITHER AGREE NOT DISAGREE	15.27%	31
DISAGREE	6.40%	13
STRONGLY DISAGREE	4.43%	9
DON'T KNOW	0.49%	1
TOTAL		203

Q14 Generally speaking, to what extent do you agree or disagree with the proposed Policy T2 on Pedestrians and Cyclists? Please select one option

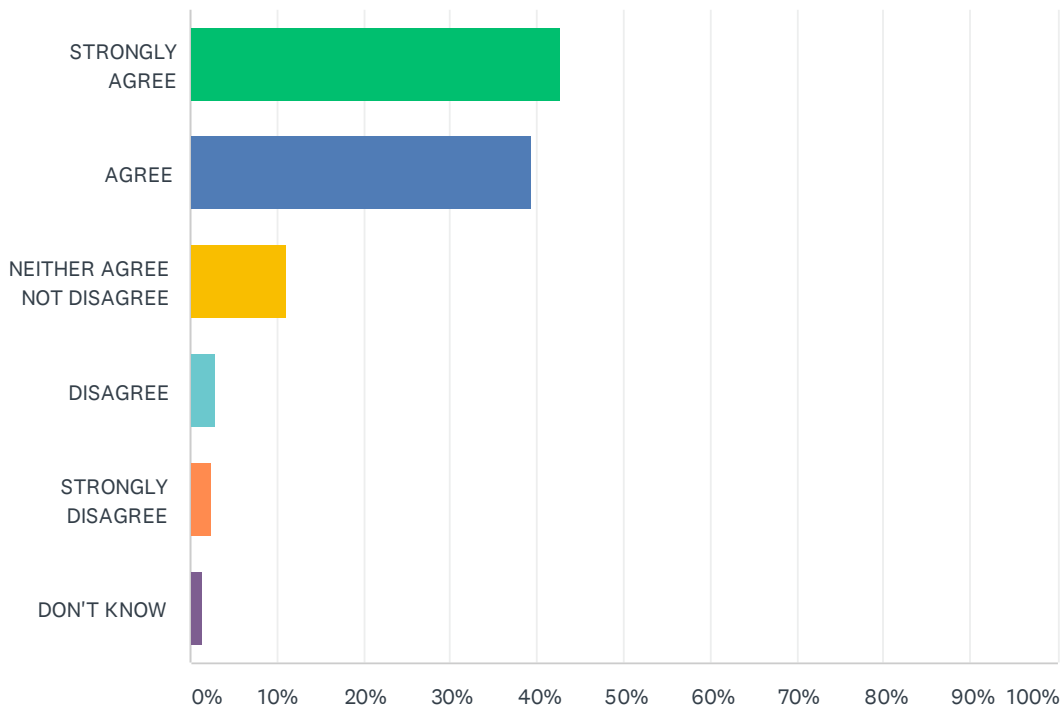
Answered: 204 Skipped: 80



ANSWER CHOICES	RESPONSES	
STRONGLY AGREE	50.98%	104
AGREE	35.78%	73
NEITHER AGREE NOT DISAGREE	7.84%	16
DISAGREE	3.92%	8
STRONGLY DISAGREE	0.98%	2
DON'T KNOW	0.49%	1
TOTAL		204

Q15 Generally speaking, to what extent do you agree or disagree with the proposed Policy T3 on Parking? Please select one option

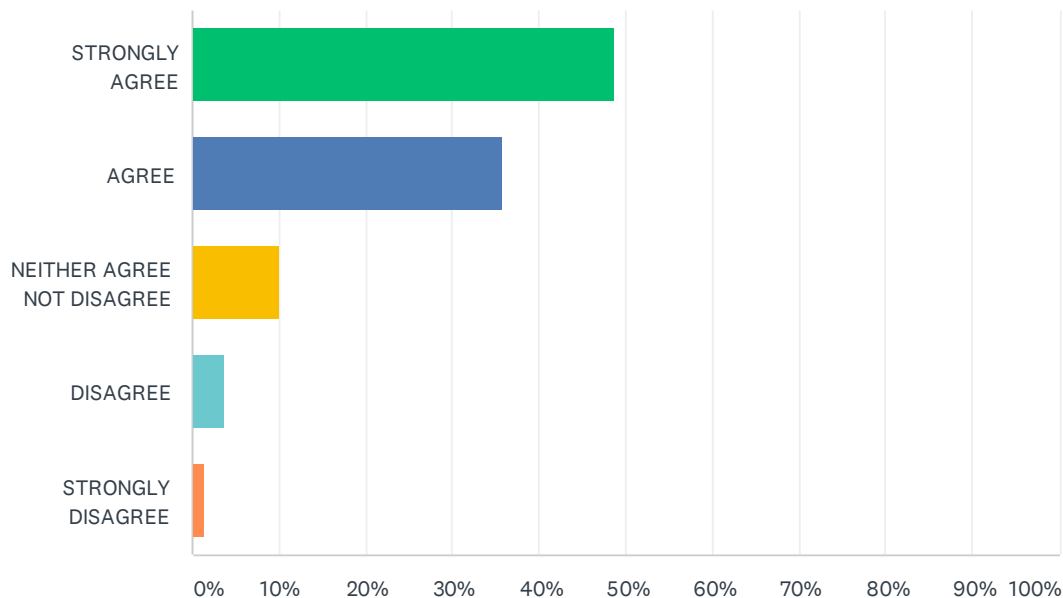
Answered: 206 Skipped: 78



ANSWER CHOICES	RESPONSES	
STRONGLY AGREE	42.72%	88
AGREE	39.32%	81
NEITHER AGREE NOT DISAGREE	11.17%	23
DISAGREE	2.91%	6
STRONGLY DISAGREE	2.43%	5
DON'T KNOW	1.46%	3
TOTAL		206

Q16 Generally speaking, to what extent do you agree or disagree with the proposed Policy T4 on Provision of Electric Charging Points? Please select one option

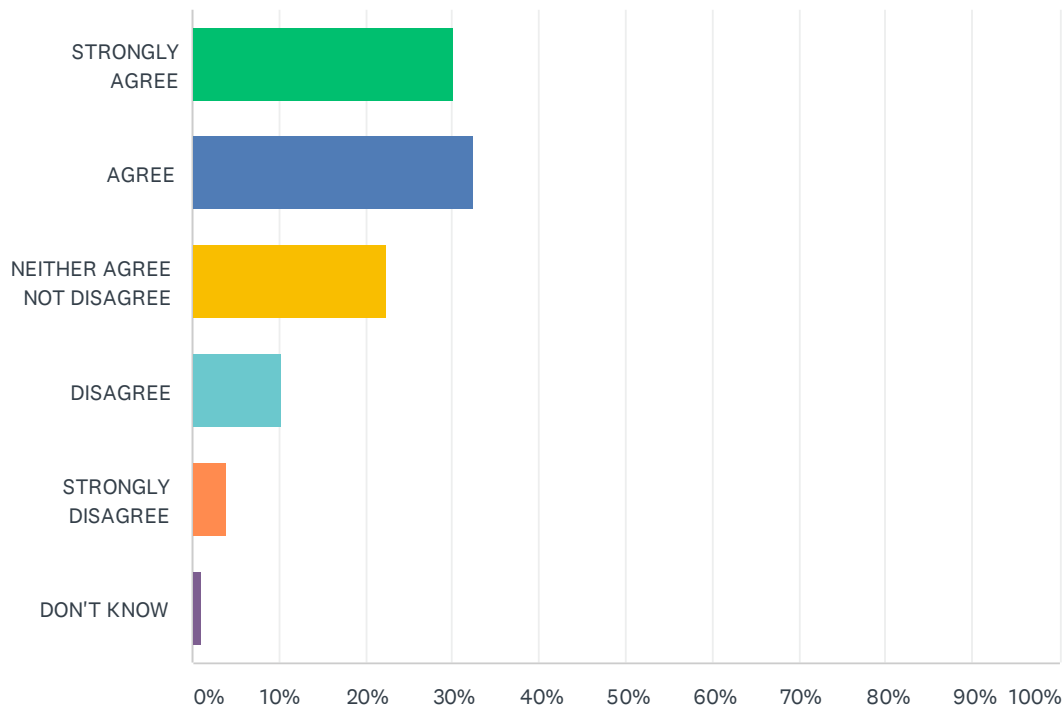
Answered: 207 Skipped: 77



ANSWER CHOICES	RESPONSES	
STRONGLY AGREE	48.79%	101
AGREE	35.75%	74
NEITHER AGREE NOT DISAGREE	10.14%	21
DISAGREE	3.86%	8
STRONGLY DISAGREE	1.45%	3
TOTAL		207

Q17 Generally speaking, to what extent do you agree or disagree with the proposed Policy T5 on Cycle Parking? Please select one option

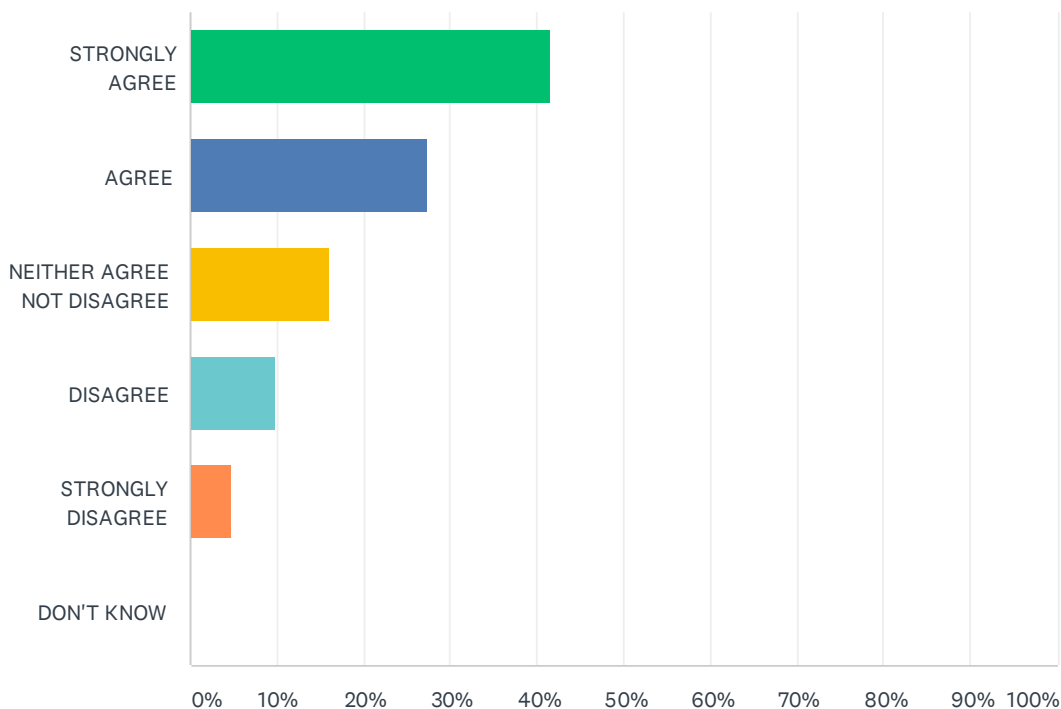
Answered: 206 Skipped: 78



ANSWER CHOICES	RESPONSES	
STRONGLY AGREE	30.10%	62
AGREE	32.52%	67
NEITHER AGREE NOT DISAGREE	22.33%	46
DISAGREE	10.19%	21
STRONGLY DISAGREE	3.88%	8
DON'T KNOW	0.97%	2
TOTAL		206

Q18 Generally speaking, to what extent do you agree or disagree with the proposed Policy E1 on Limiting the Occupancy by Fast Food Takeaways within each of the three main shopping areas? Please select one option

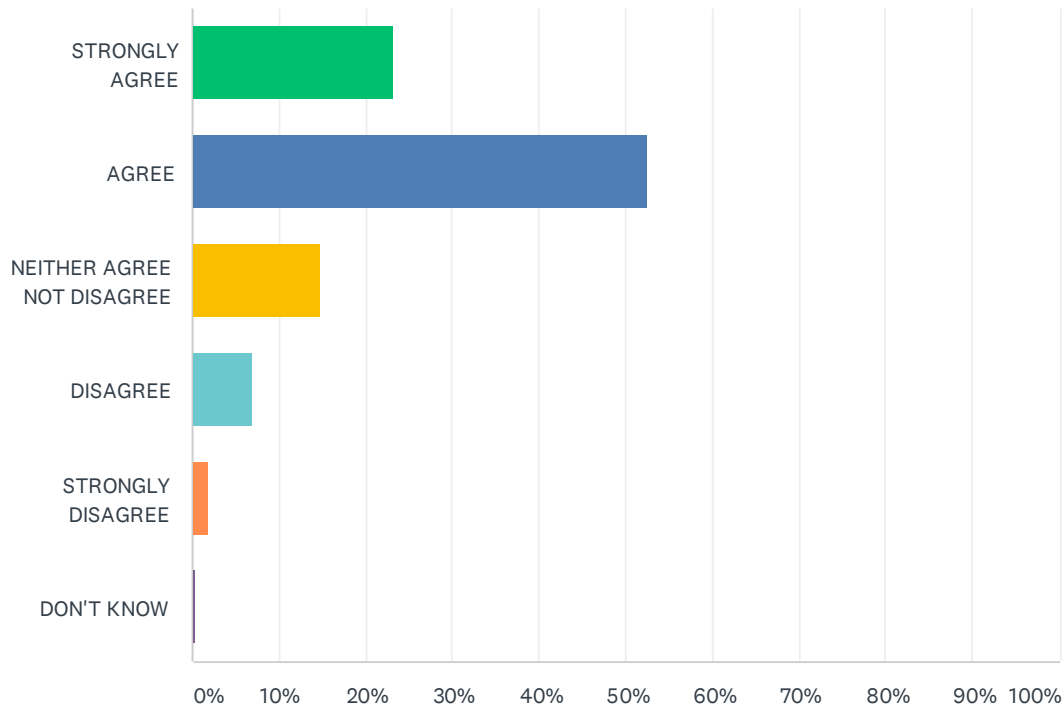
Answered: 204 Skipped: 80



ANSWER CHOICES	RESPONSES	
STRONGLY AGREE	41.67%	85
AGREE	27.45%	56
NEITHER AGREE NOT DISAGREE	16.18%	33
DISAGREE	9.80%	20
STRONGLY DISAGREE	4.90%	10
DON'T KNOW	0.00%	0
TOTAL		204

Q19 Generally speaking, to what extent do you agree or disagree with the proposed Policy E2 on Development for Business Purposes? Please select one option

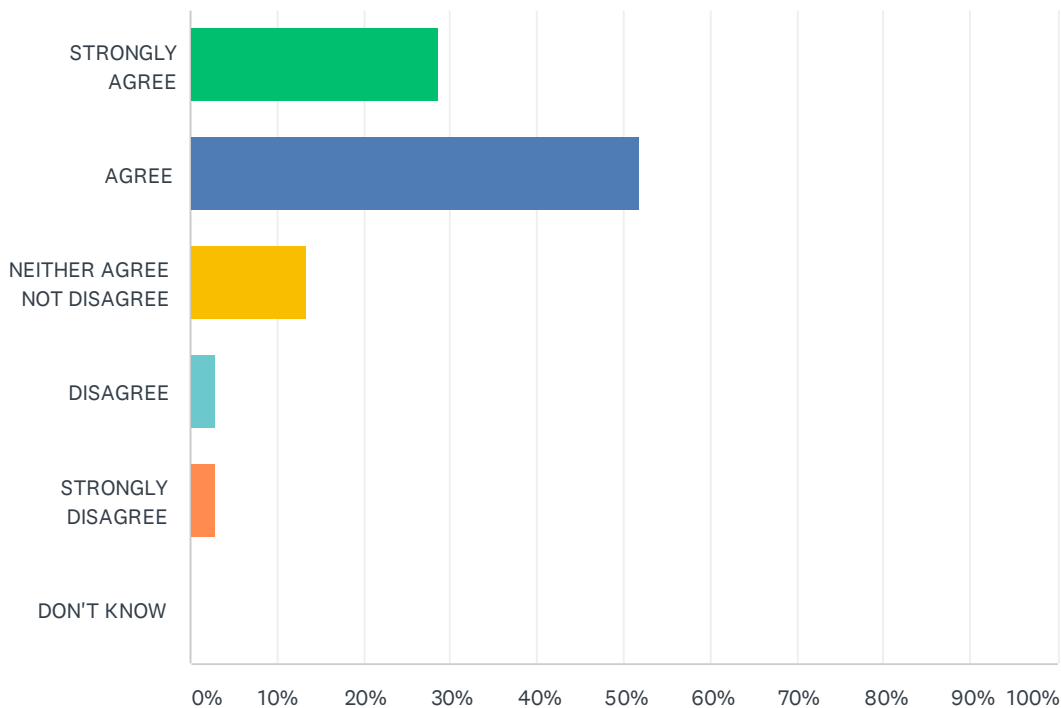
Answered: 202 Skipped: 82



ANSWER CHOICES	RESPONSES	
STRONGLY AGREE	23.27%	47
AGREE	52.48%	106
NEITHER AGREE NOT DISAGREE	14.85%	30
DISAGREE	6.93%	14
STRONGLY DISAGREE	1.98%	4
DON'T KNOW	0.50%	1
TOTAL		202

Q20 Generally speaking, to what extent do you agree or disagree with the proposed Policy D1 on the Dale Barracks Development? Please select one option

Answered: 202 Skipped: 82



ANSWER CHOICES	RESPONSES	
STRONGLY AGREE	28.71%	58
AGREE	51.98%	105
NEITHER AGREE NOT DISAGREE	13.37%	27
DISAGREE	2.97%	6
STRONGLY DISAGREE	2.97%	6
DON'T KNOW	0.00%	0
TOTAL		202

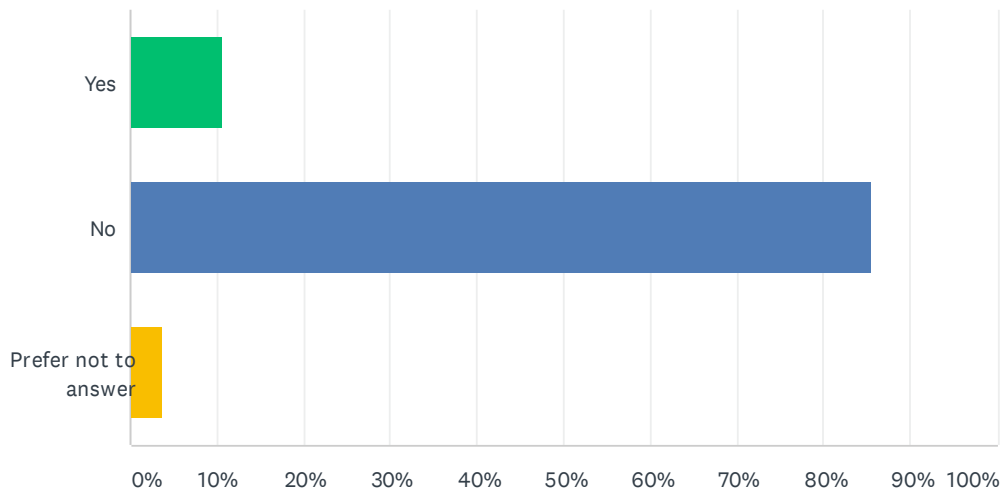
Q21 Please tell us your Postcode (this information will only be used to understand where responses have come from and how views differ. No information will be released that would allow identification of you as an individual or household)

Answered: 201 Skipped: 83

ANSWER CHOICES	RESPONSES	
Name	0.00%	0
Company	0.00%	0
Address	0.00%	0
Address 2	0.00%	0
City/Town	0.00%	0
State/Province	0.00%	0
Postcode	89.55%	180
If you prefer not to say, write X here	10.95%	22
Email Address	0.00%	0
Phone Number	0.00%	0

Q22 Do you have a long-term illness, health issue or disability that limits your daily activities or the work you can do?

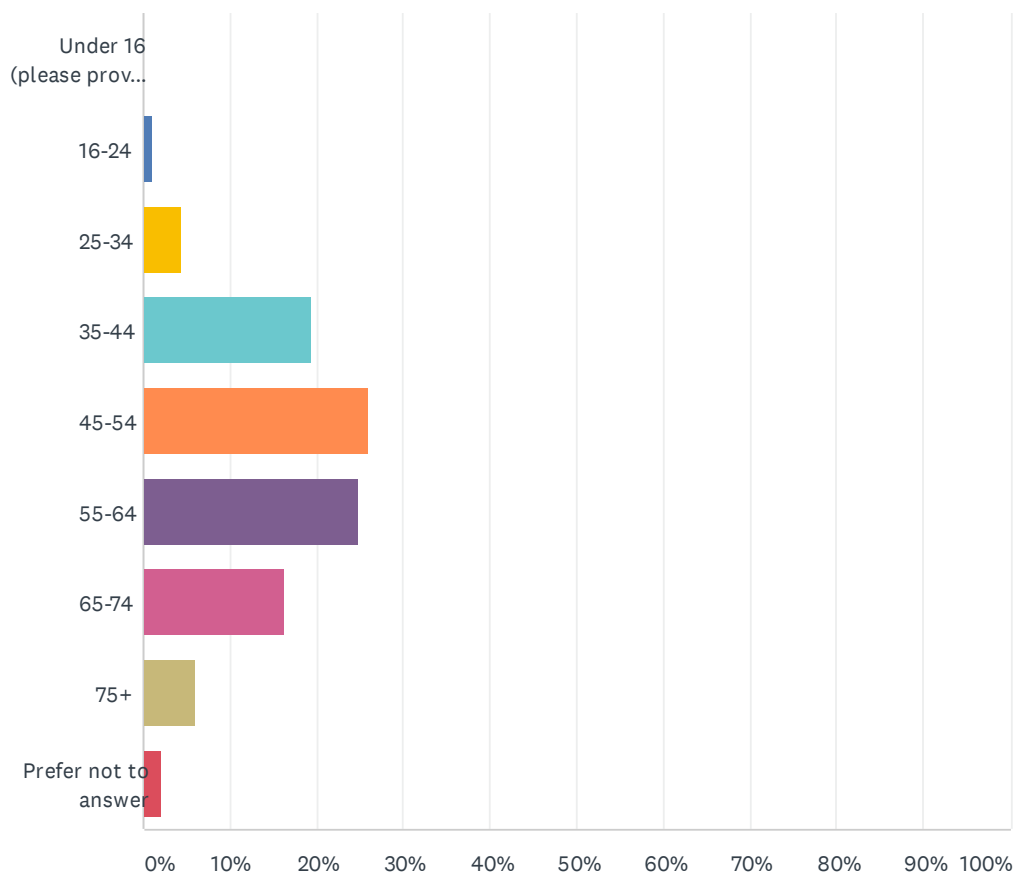
Answered: 186 Skipped: 98



ANSWER CHOICES	RESPONSES	
Yes	10.75%	20
No	85.48%	159
Prefer not to answer	3.76%	7
TOTAL		186

Q23 Please tell us which age group you belong to

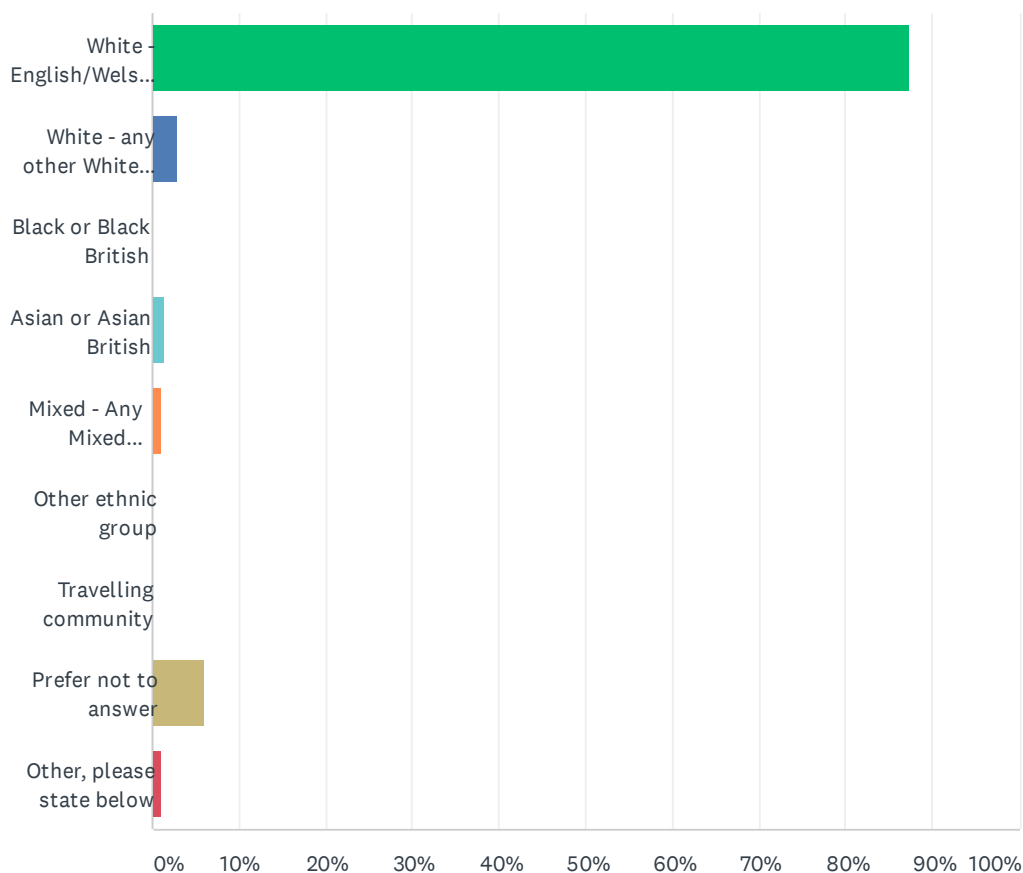
Answered: 201 Skipped: 83



ANSWER CHOICES	RESPONSES	
Under 16 (please provide the name or email address of your parent/guardian/teacher below)	0.00%	0
16-24	1.00%	2
25-34	4.48%	9
35-44	19.40%	39
45-54	25.87%	52
55-64	24.88%	50
65-74	16.42%	33
75+	5.97%	12
Prefer not to answer	1.99%	4
TOTAL		201

Q24 What is your ethnic group? Please select one answer

Answered: 200 Skipped: 84



ANSWER CHOICES	RESPONSES	
White - English/Welsh/Scottish/Northern Irish/British	87.50%	175
White - any other White background	3.00%	6
Black or Black British	0.00%	0
Asian or Asian British	1.50%	3
Mixed - Any Mixed background	1.00%	2
Other ethnic group	0.00%	0
Travelling community	0.00%	0
Prefer not to answer	6.00%	12
Other, please state below	1.00%	2
TOTAL		200

Q25 Please tell us anything else that you'd like to say

Answered: 64 Skipped: 220