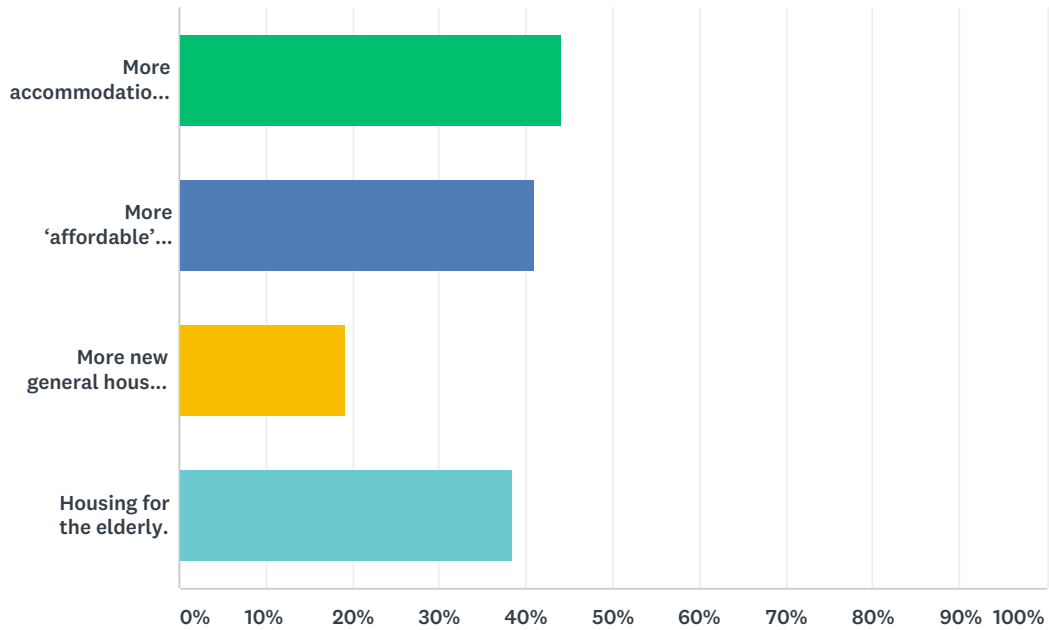


Q1 Housing

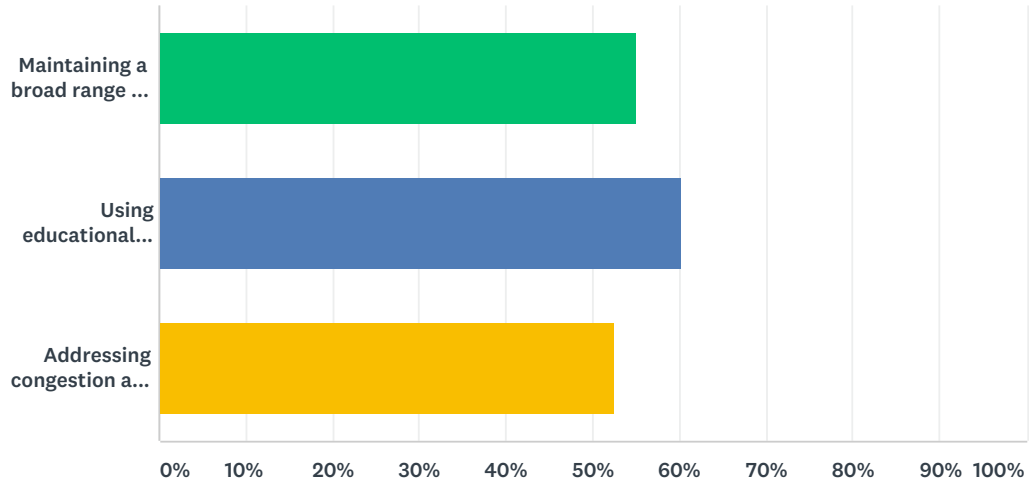
Answered: 161 Skipped: 56



ANSWER CHOICES	RESPONSES	
More accommodation with care facilities.	44.10%	71
More 'affordable' housing provision.	40.99%	66
More new general housing development.	19.25%	31
Housing for the elderly.	38.51%	62
Total Respondents: 161		

Q2 Education

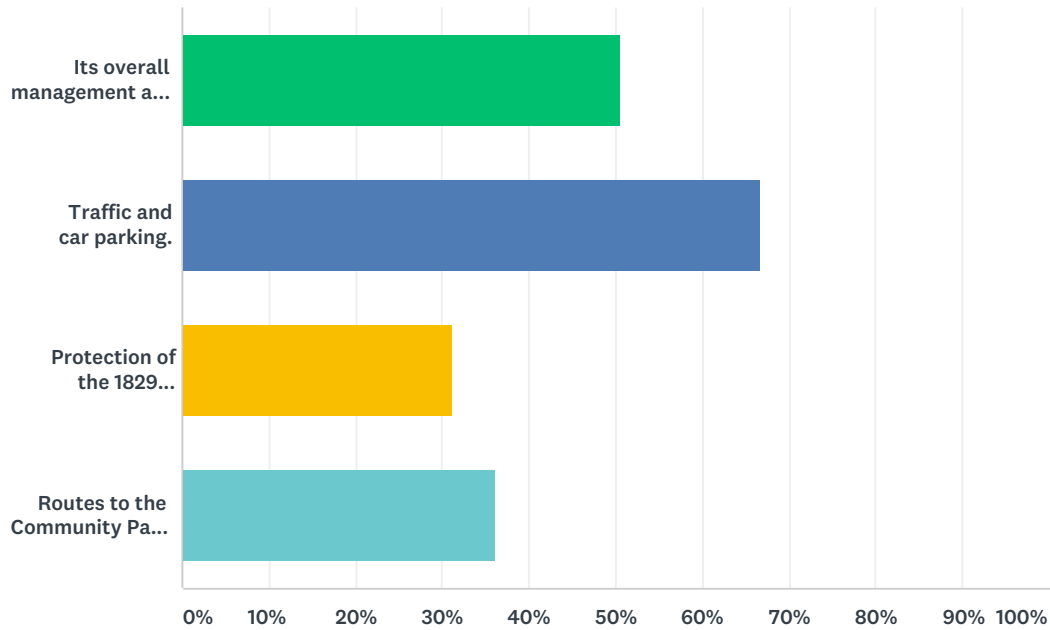
Answered: 211 Skipped: 6



ANSWER CHOICES	RESPONSES	
Maintaining a broad range of educational facilities to meet our needs.	54.98%	116
Using educational buildings and facilities for the whole community.	60.19%	127
Addressing congestion and traffic hazards at school drop off and collection times.	52.61%	111
Total Respondents: 211		

Q3 The Countess of Chester Hospital

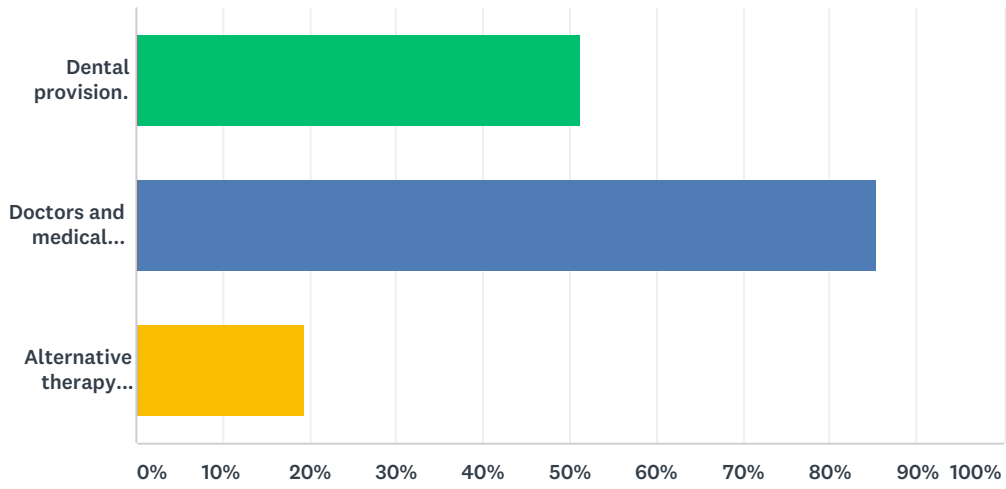
Answered: 205 Skipped: 12



ANSWER CHOICES	RESPONSES	
Its overall management and development policy.	50.73%	104
Traffic and car parking.	66.83%	137
Protection of the 1829 building and surroundings.	31.22%	64
Routes to the Community Park and canal.	36.10%	74
Total Respondents: 205		

Q4 Health Care.

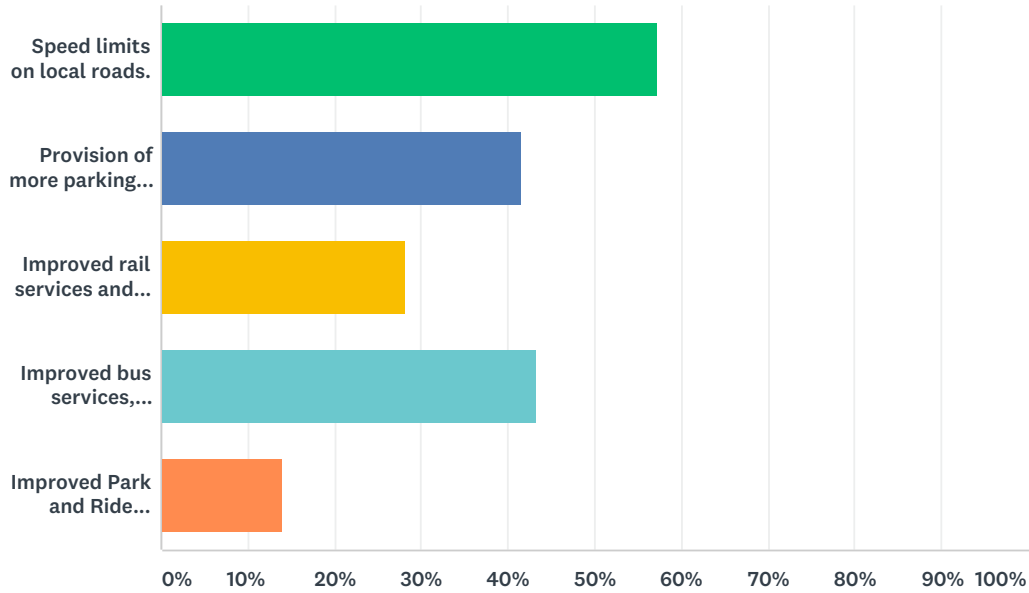
Answered: 185 Skipped: 32



ANSWER CHOICES	RESPONSES
Dental provision.	51.35% 95
Doctors and medical provision.	85.41% 158
Alternative therapy provision.	19.46% 36
Total Respondents: 185	

Q5 Transport.

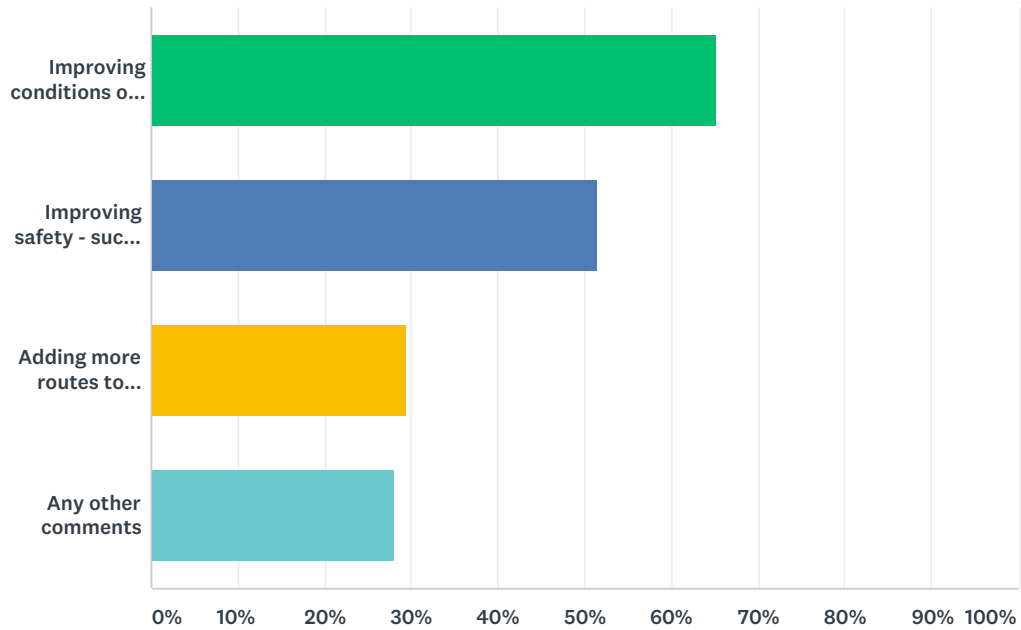
Answered: 199 Skipped: 18



ANSWER CHOICES	RESPONSES	
Speed limits on local roads.	57.29%	114
Provision of more parking facilities.	41.71%	83
Improved rail services and facilities.	28.14%	56
Improved bus services, stops, shelters and information.	43.22%	86
Improved Park and Ride services.	14.07%	28
Total Respondents: 199		

Q6 Footpaths/Bridleways and the Shropshire Union Canal.

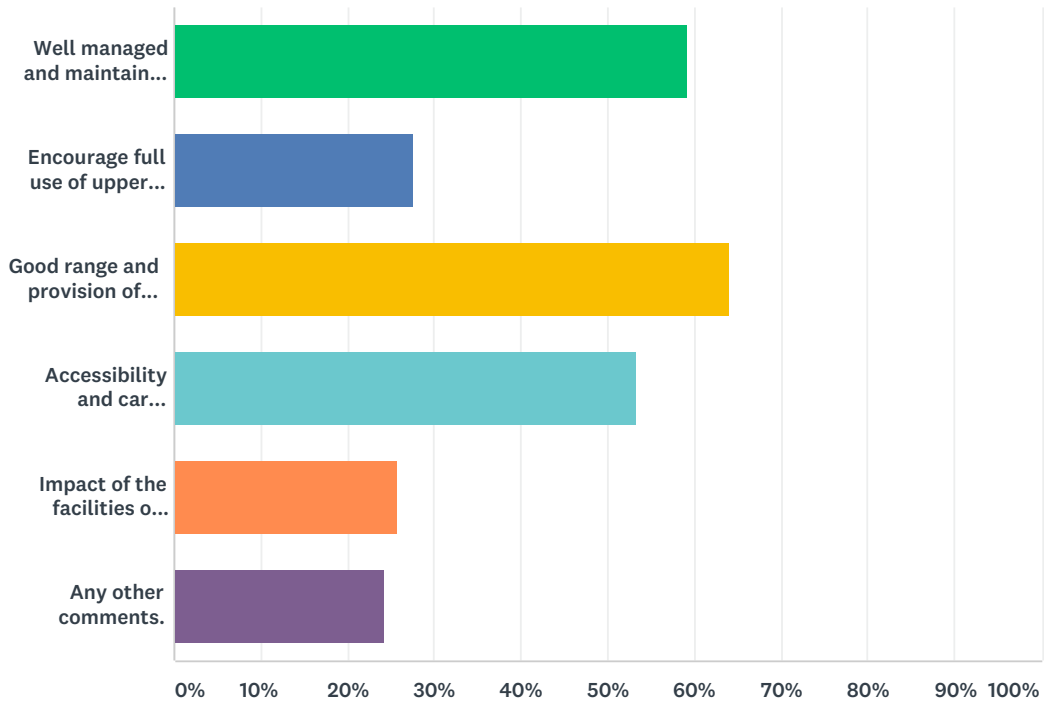
Answered: 196 Skipped: 21



ANSWER CHOICES	RESPONSES	
Improving conditions of paths and bridleways.	65.31%	128
Improving safety - such as additional lighting.	51.53%	101
Adding more routes to improve links to the parish.	29.59%	58
Any other comments	28.06%	55
Total Respondents: 196		

Q7 Local Shops.

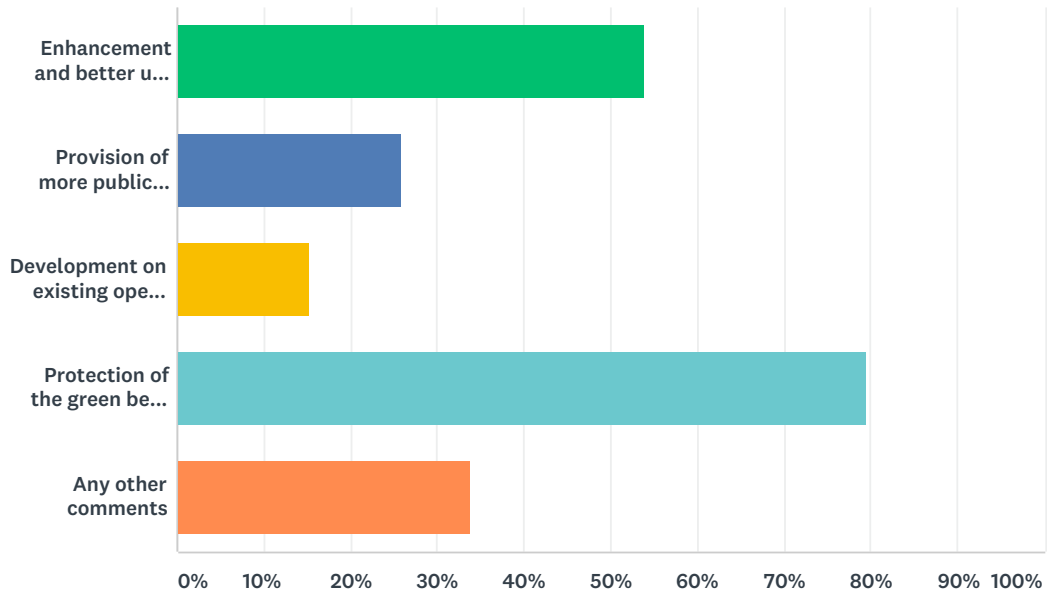
Answered: 206 Skipped: 11



ANSWER CHOICES	RESPONSES	
Well managed and maintained premises and surrounding areas.	59.22%	122
Encourage full use of upper floors.	27.67%	57
Good range and provision of local shops.	64.08%	132
Accessibility and car parking.	53.40%	110
Impact of the facilities on local residents.	25.73%	53
Any other comments.	24.27%	50
Total Respondents: 206		

Q8 Public Open Spaces and Green Belt.

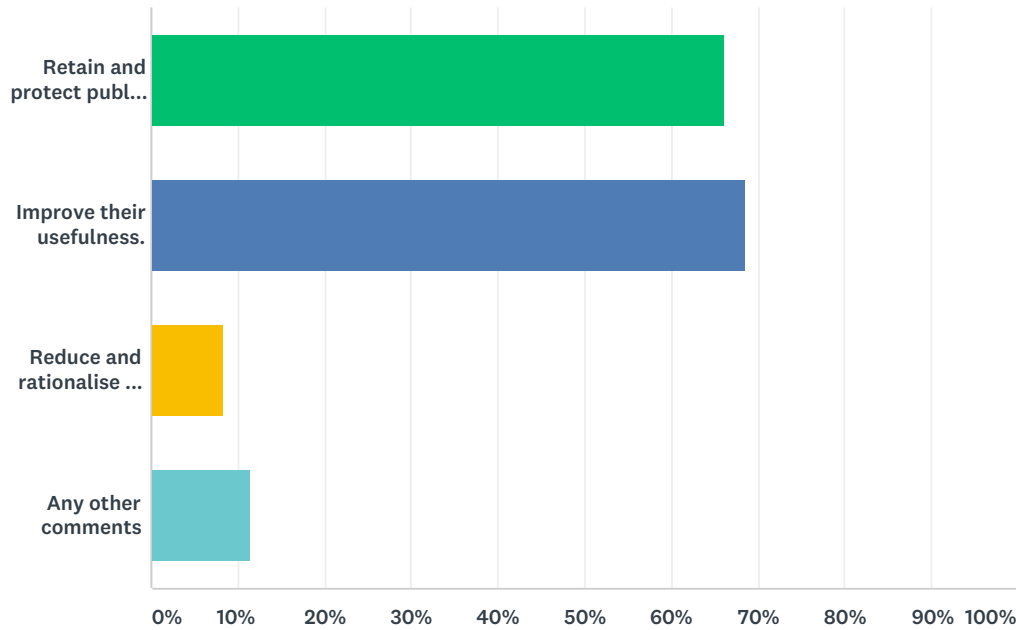
Answered: 209 Skipped: 8



ANSWER CHOICES	RESPONSES	
Enhancement and better use of existing open spaces.	54.07%	113
Provision of more public open space.	25.84%	54
Development on existing open space.	15.31%	32
Protection of the green belt, agricultural and open land by designating and protecting areas.	79.43%	166
Any other comments	33.97%	71
Total Respondents: 209		

Q9 Public Buildings and Privately Managed Buildings.

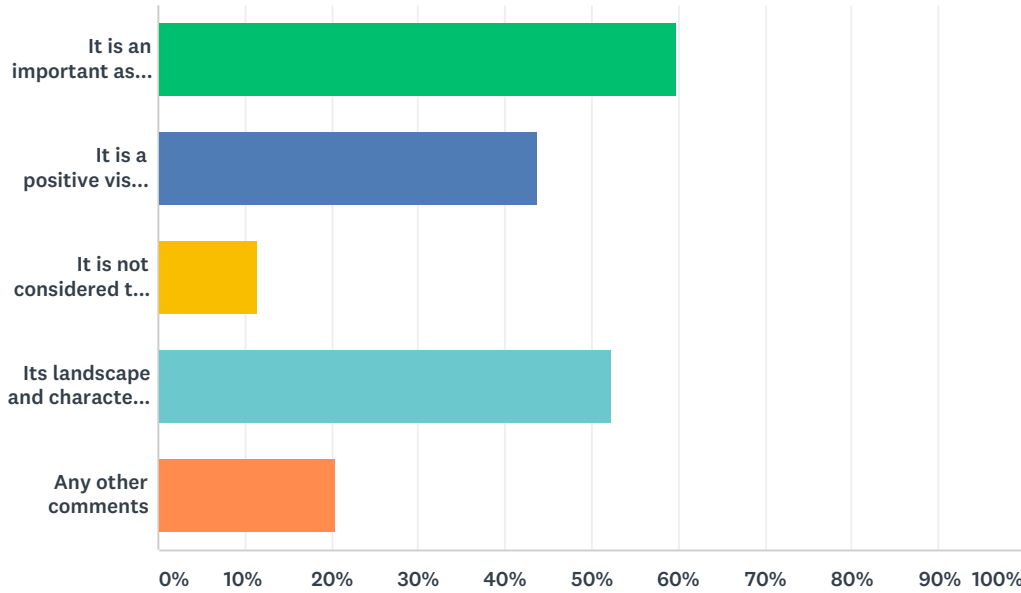
Answered: 201 Skipped: 16



ANSWER CHOICES	RESPONSES	
Retain and protect public buildings.	66.17%	133
Improve their usefulness.	68.66%	138
Reduce and rationalise the provision of public buildings.	8.46%	17
Any other comments	11.44%	23
Total Respondents: 201		

Q10 Upton Golf Course

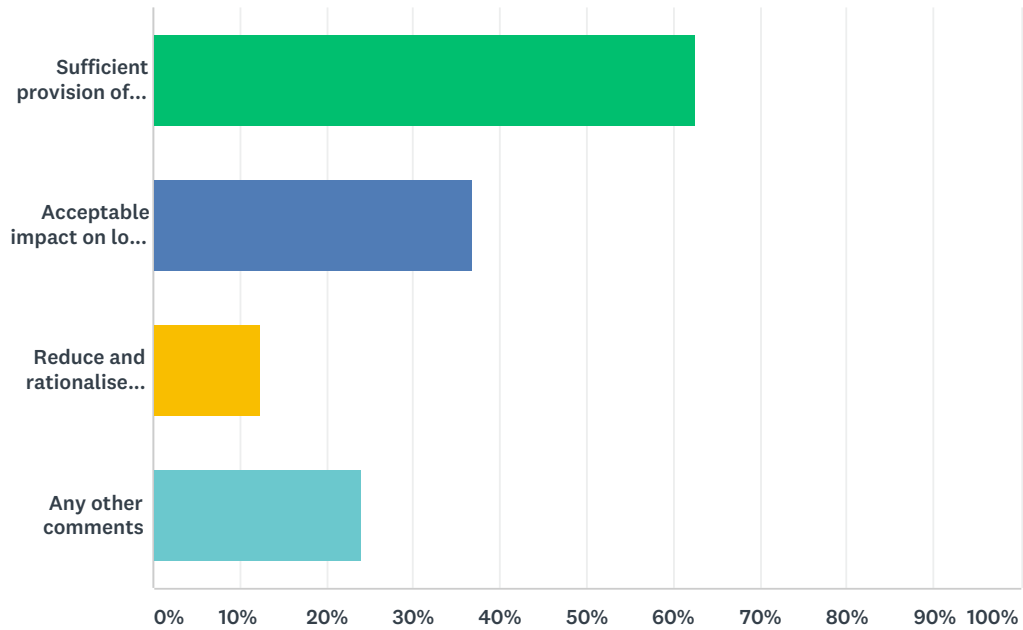
Answered: 199 Skipped: 18



ANSWER CHOICES	RESPONSES	
It is an important asset to Upton.	59.80%	119
It is a positive visual amenity.	43.72%	87
It is not considered to be important to Upton.	11.56%	23
Its landscape and character is valued by local residents.	52.26%	104
Any other comments	20.60%	41
Total Respondents: 199		

Q11 Public Houses, Hotels and Guest Houses.

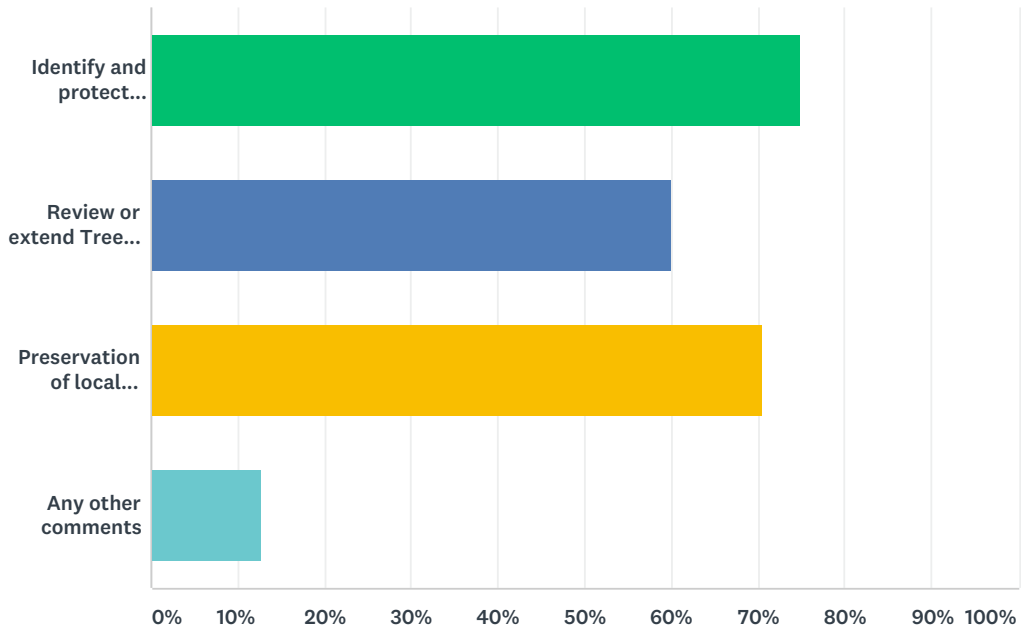
Answered: 195 Skipped: 22



ANSWER CHOICES	RESPONSES	
Sufficient provision of facilities.	62.56%	122
Acceptable impact on local residents.	36.92%	72
Reduce and rationalise provision.	12.31%	24
Any other comments	24.10%	47
Total Respondents: 195		

Q12 Important Buildings and Monuments.

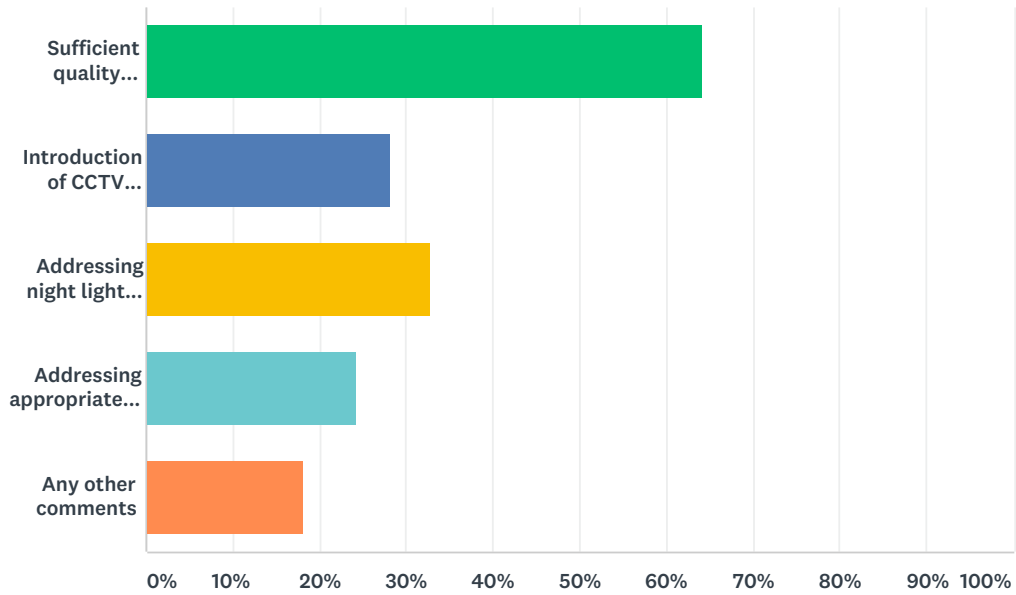
Answered: 203 Skipped: 14



ANSWER CHOICES	RESPONSES	
Identify and protect important buildings of local interest.	74.88%	152
Review or extend Tree Preservation Orders and the Upton Conservation Area.	60.10%	122
Preservation of local boundary feature such as sandstone walls, hedges and iron railings.	70.44%	143
Any other comments	12.81%	26
Total Respondents: 203		

Q13 Street and Building Lighting and Safety.

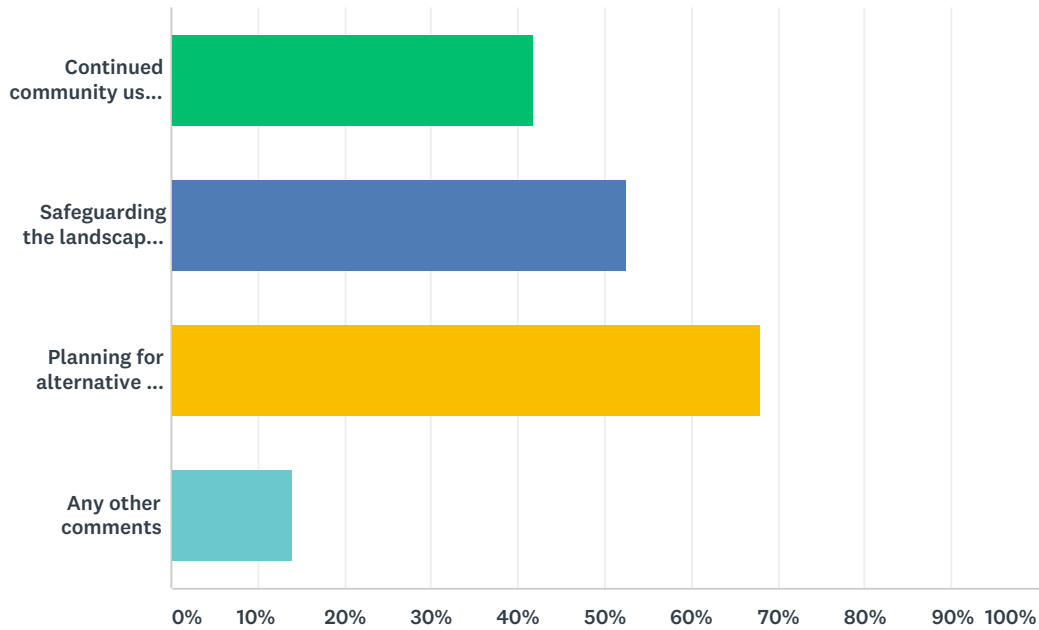
Answered: 198 Skipped: 19



ANSWER CHOICES	RESPONSES
Sufficient quality lighting.	64.14% 127
Introduction of CCTV provision.	28.28% 56
Addressing night light pollution.	32.83% 65
Addressing appropriate external lighting.	24.24% 48
Any other comments	18.18% 36
Total Respondents: 198	

Q14 The Dale.

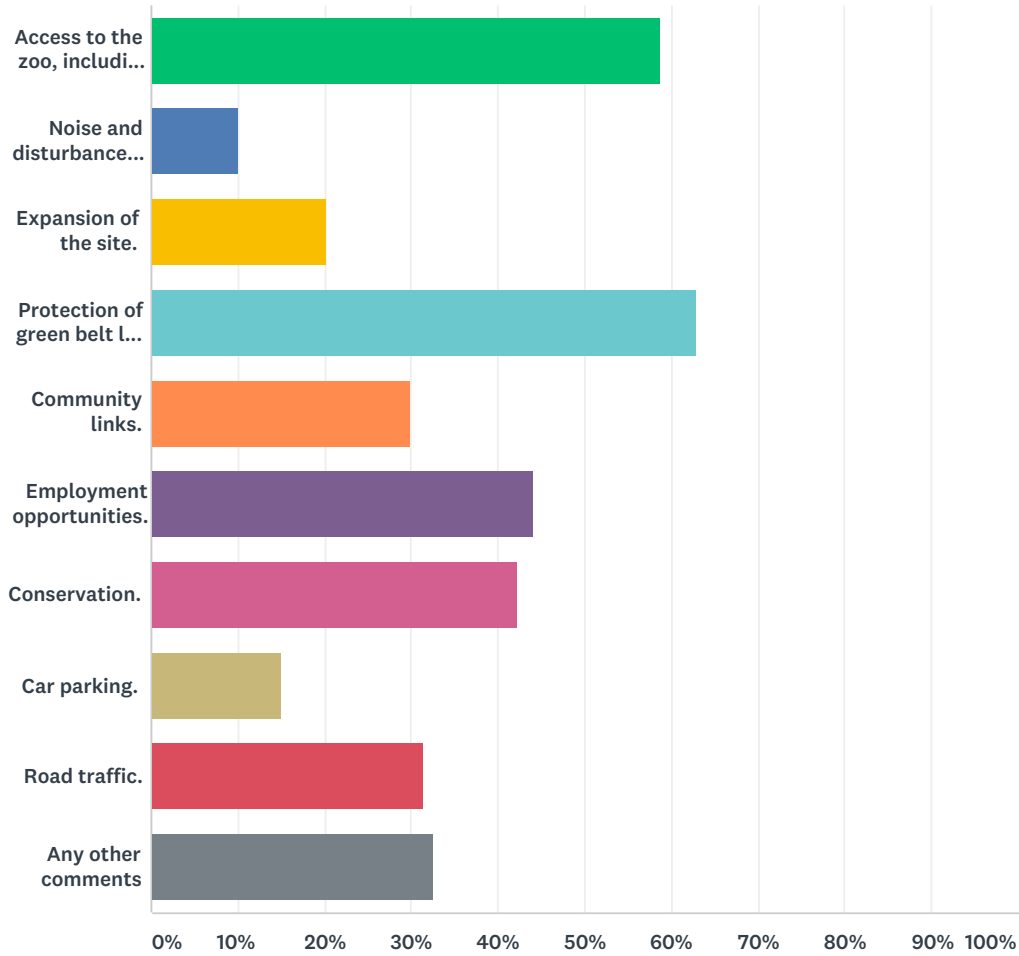
Answered: 194 Skipped: 23



ANSWER CHOICES	RESPONSES	
Continued community use at the site.	41.75%	81
Safeguarding the landscape and environmental assets.	52.58%	102
Planning for alternative use of the site should the MOD move out.	68.04%	132
Any other comments	13.92%	27
Total Respondents: 194		

Q15 Chester Zoo.

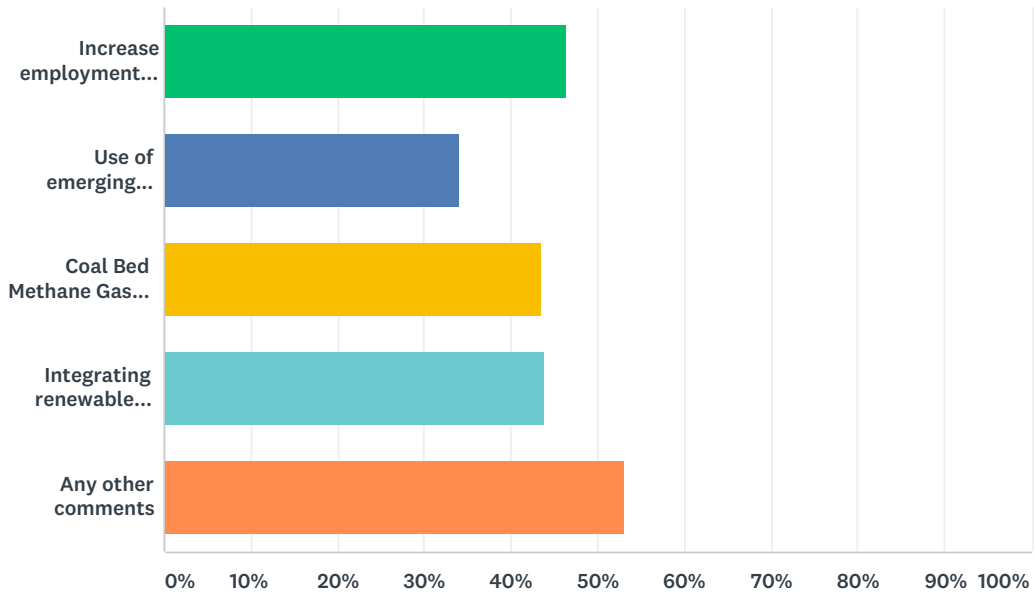
Answered: 211 Skipped: 6



ANSWER CHOICES	RESPONSES	
Access to the zoo, including pedestrian access.	58.77%	124
Noise and disturbance from the zoo.	9.95%	21
Expansion of the site.	20.38%	43
Protection of green belt land surrounding the zoo.	63.03%	133
Community links.	29.86%	63
Employment opportunities.	44.08%	93
Conservation.	42.18%	89
Car parking.	15.17%	32
Road traffic.	31.28%	66
Any other comments	32.70%	69
Total Respondents: 211		

Q16 Our Future Economy and Industry.

Answered: 205 Skipped: 12



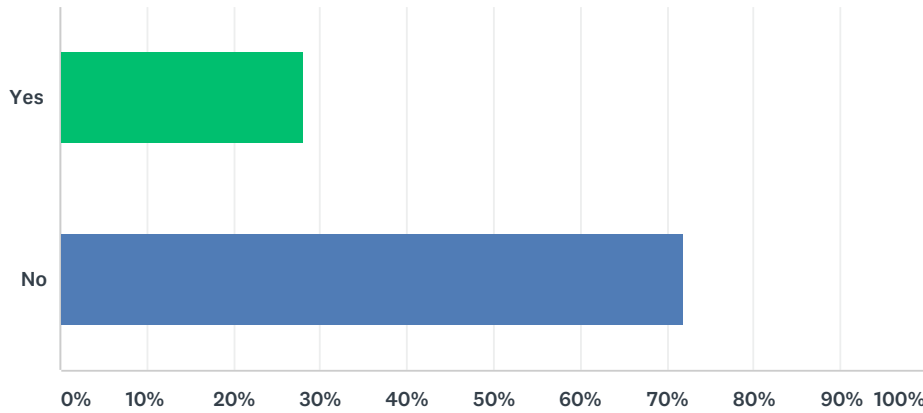
ANSWER CHOICES	RESPONSES	
Increase employment opportunities.	46.34%	95
Use of emerging technologies.	34.15%	70
Coal Bed Methane Gas Extraction.	43.41%	89
Integrating renewable energy in new development.	43.90%	90
Any other comments	53.17%	109
Total Respondents: 205		

Q17 Thank you for providing your views on issues and opportunities! To complete the form please add your name and address below; more than one person from the same address may sign the same form or may complete separate forms.

Answered: 197 Skipped: 20

Q18 Would you like to get involved with the preparation of the neighbourhood plan?

Answered: 146 Skipped: 71



ANSWER CHOICES	RESPONSES	
Yes	28.08%	41
No	71.92%	105
TOTAL		146

Q19 If 'yes', please provide your email address:

Answered: 38 Skipped: 179